

Manufacturing partner for:



www.a3-usa.com



Turbo Blowers

• TECHNICAL FEATURES

- Compact design
- IEC approved engines
- Energy efficiency
- Quiet operation
- Extended life

Each centrifugal turbo-blower is constructed with the utmost attention to detail using the highest quality parts, held to strict tolerances.

Each rotating component and the sub-assembly is balanced before, during and after assembly.

The entire unit is then subjected to a rigorous testing phase for vibration, noise to ensure overall performance.

No turbo-fan leaves the factory without meeting our high standards of control.



OPERATION

- Oil-free
- Automatic Tensioning (change the drive belt 1 minute – no tools required)
- Low maintenance for continuous duty

CLASSIC APPLICATIONS

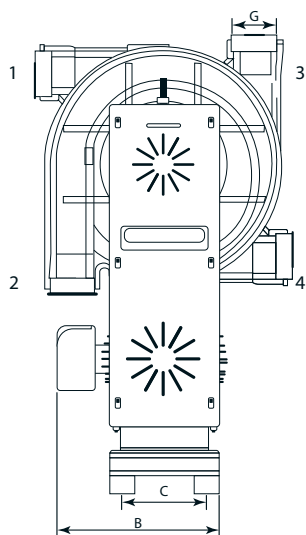
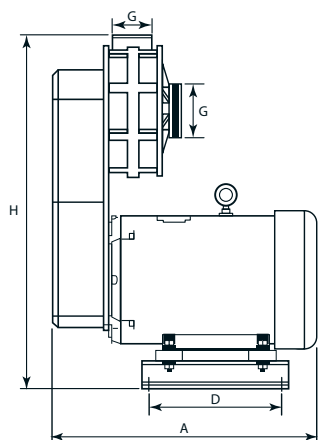
- Drying with air knives
- Canning industry
- Drying bottling and packaging applications for food.
- Drying Air & Gas Handling
- Tiles Drying
- Plastic Drying





models

MODEL	KW	m3/h	PRESSIONE		KG
			mBar	VUOTO mBar	
ITB 1400	2.2-7.5	120-1400	270	265	66-93
ITB 2000	7.5-15	170-2000	305	280	88-135
ITB 2600	11-22	255-2550	330	295	98-155
ITB 3800	18.5-30	340-3800	290	280	138-198
ITB 4800	18.5-37	510-4800	320	290	145-223
ITB 6400	22-37	600-6400	240	230	384-486



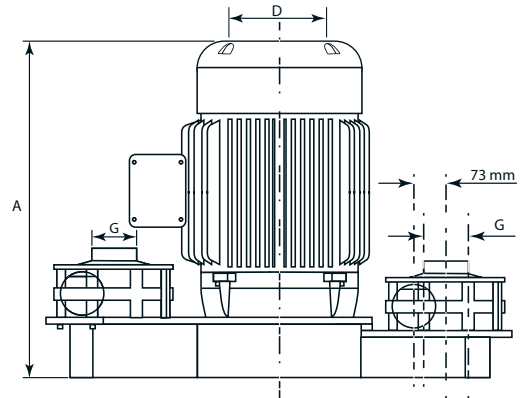
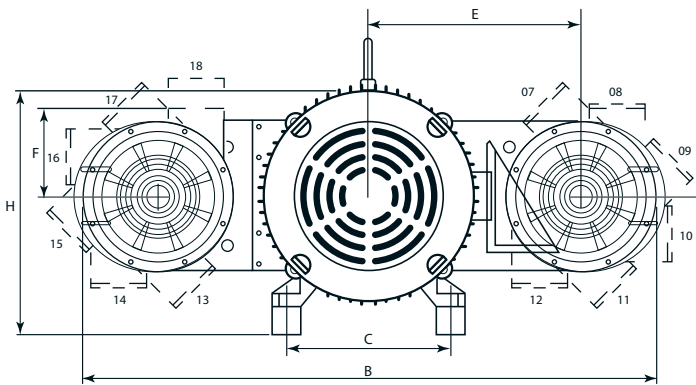
dimension [mm]

MODEL	ITB 1600			
KW	2.2	4.0	5.5	7.5
A	421	458	499	534
B	280	280	280	318
C	191	191	191	216
D	254	254	254	254
G	102	102	102	102
H	635	635	635	650

MODEL	ITB 2000		
KW	7.5	11	15
A	535	535	615
B	330	330	397
C	216	216	254
D	254	254	254
G	102	102	102
H	705	705	737

MODEL	ITB 2600			
KW	11	15	18.5	22
A	535	615	615	707
B	330	397	397	528
C	216	254	254	280
D	254	254	254	254
G	102	102	102	102
H	705	737	737	804

MODEL	ITB 6400		
KW	22	30	37
A	844	844	844
B	921	921	921
C	276	276	276
D	654	654	654
G	152	152	152
H	1505	1505	1505

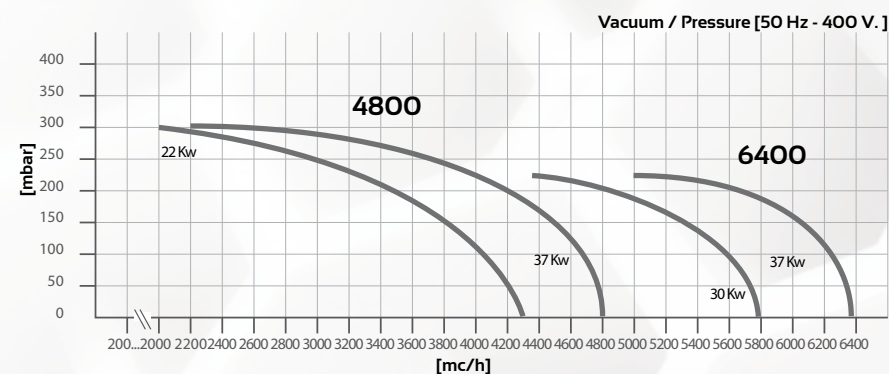
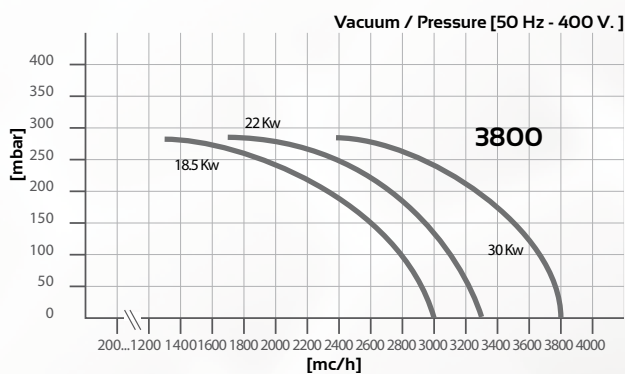
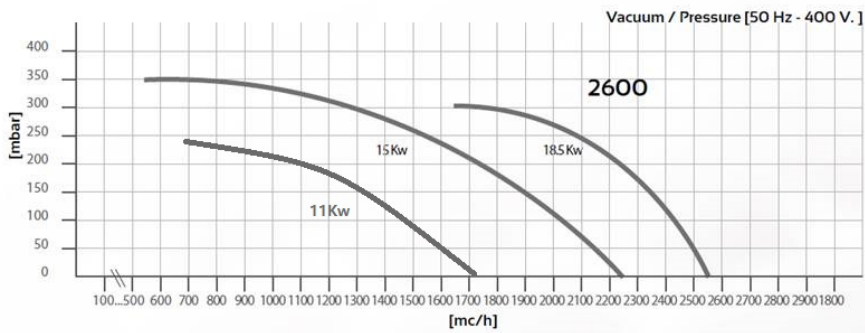
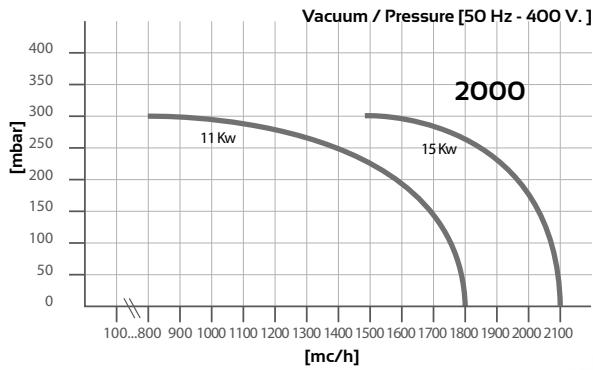
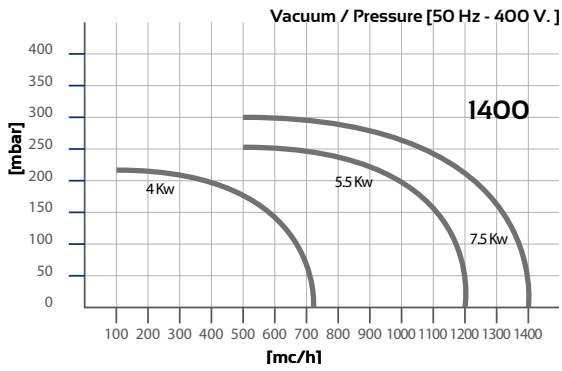


MODEL	ITB 3800		
KW	18.5	22	30
A	715	715	791
B	1099	1099	1099
C	280	280	318
D	280	280	305
E	391	391	391
F	169	169	169
G	102	102	102
H	258	258	258

MODEL	ITB 4800			
KW	18.5	22	30	37
A	715	715	791	791
B	1099	1099	1099	1099
C	280	280	318	318
D	280	280	305	305
E	391	391	391	391
F	169	169	169	169
G	102	102	102	102
H	258	258	258	258



data sheet



Curves refer to 1013 mbar (Abs.) pressure and 20° C temperature (tolerance ± 10%)

exploded parts

